



rol  
**SHADE**



# **Rolshade 600C**

Heavy duty crank  
roller blind system

[www.kensingtonsystems.co.uk](http://www.kensingtonsystems.co.uk)



## System features

The Rolshade R600C Heavy Duty Crank Roller Blind System utilizes a robust 1:3 ratio crank gear mechanism specially designed for the easy winding up and down of oversized roller blinds. This is a great and cost effective alternative to the widely used chain operated systems. The blind is operated by use of a crank winding handle which connects to the gear mechanism via a discreet magnetic self-aligning connection point making it extremely easy to use for the operator to engage and disengage the winding handle.

## Benefits

The Rolshade R600C Heavy Duty Crank Roller Blind System is an exceptionally durable and vandal resistant alternative to the more basic bead chain variant of this system. It also offers increased safety where cord loops could be a threat for example in areas where young children could be present. The removable handle concept also allows teachers the ability to absolute control of the blinds use thus reducing the risk of abuse and damage to the blind. Cover fabric is located in a specially designed groove to prevent its unwanted removal. This blind is particularly robust, ideal for use where large blinds are needed in areas where vandal resistance is a high priority.

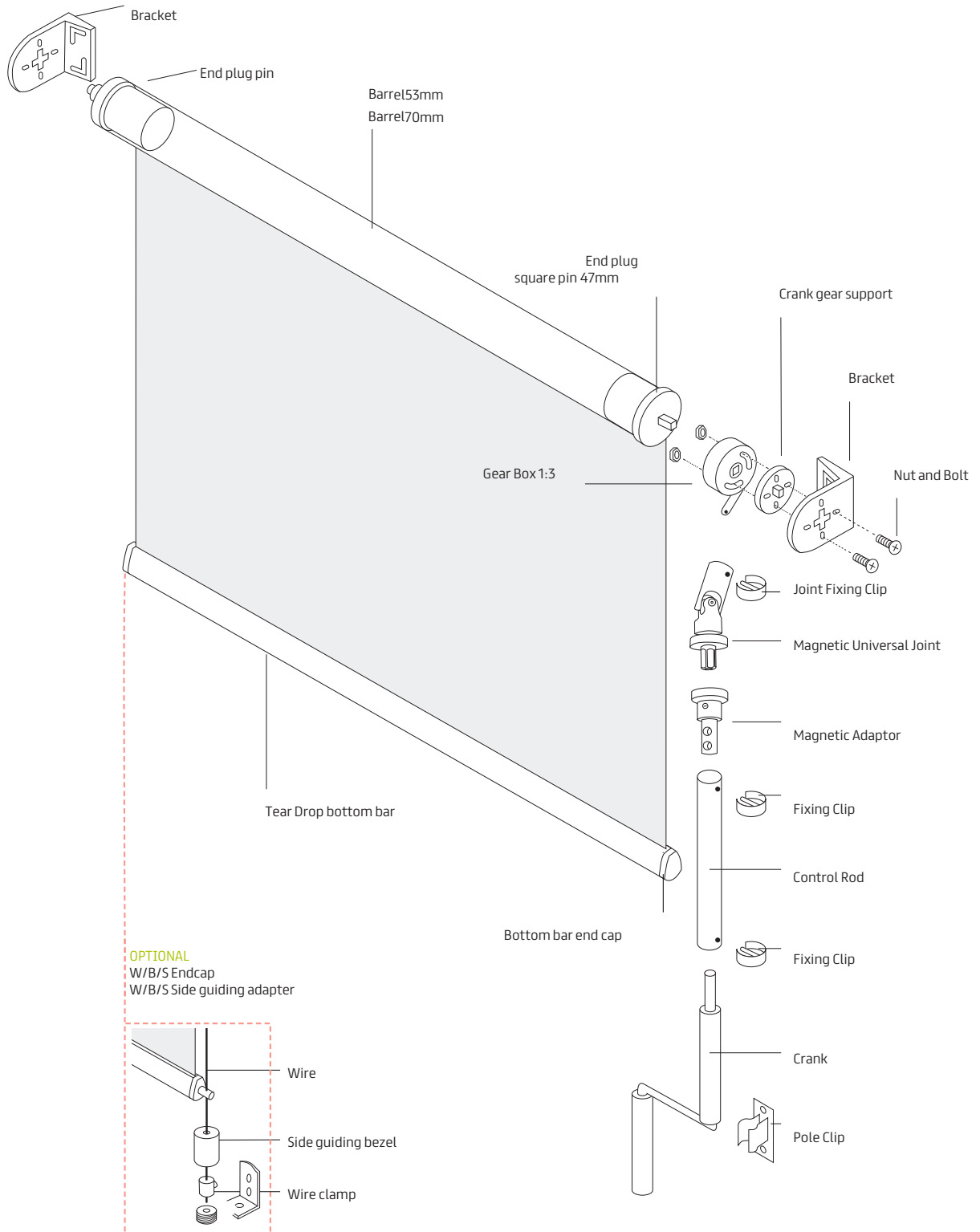
## Technical data

Code / description	Min. width	Max. width	Max. drop	Max. m <sup>2</sup>
R600C Crank operated Roller Blind System	200mm	4000mm	3600mm	10.00

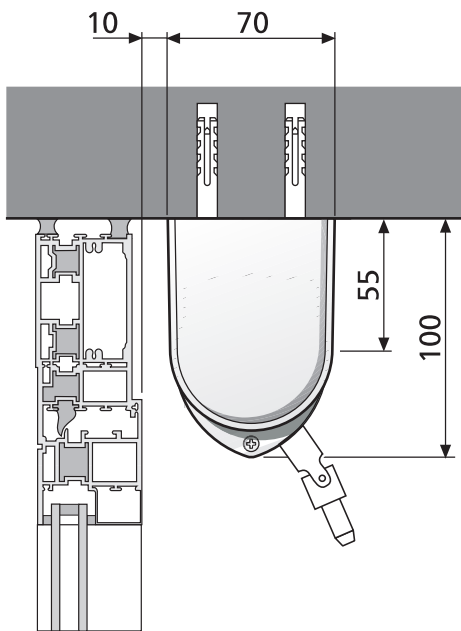
Based on fabric weight of 220g/m<sup>2</sup> otherwise specified. Use of heaview fabrics may require appropriate reductions.



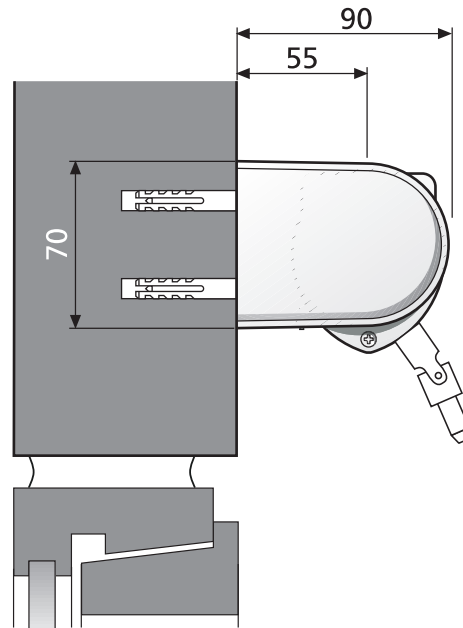
# System Schematic Diagram



### Top fix detail



### Face fix detail



### Specification wording

- Product Name: Rolshade 600C Heavy Duty Crank Roller Blind System – supplied by Kensington Systems Ltd, 17 Alexandra Park, Fishponds, Bristol, BS16 2BG, Tel 0117 9589933, email sales@kensingtonsystems.co.uk
- Commercial quality, Crank Geared, side control roller blind system for intensive institutional use. Used widely in the education and commercial sector.
- 53-70mm diameter Alu roller tube with internal splines – large barrel with increased rigidity.
- White Alu hem-bar – effective fabric tautness and neat design.
- Geared mechanism drive with detachable magnetic winding handle for operator ease of use.
- Wide range of high performance fabrics available.

### Options

- With optional C channel side guiding system complete with hem bar location lugs.
- With Side guide wire guiding system complete with side guiding bezel and wire clamp.

### Available fabrics

The Rolshade 600C Roller blind system can be used with many of the fabrics from the Kensington commercial flame retardant fabric ranges.